



QUALITY
CHANGES
THE
WORLD

QUALITY CHANGES THE WORLD

SANY

QUALITY CHANGES THE WORLD



**SANY TOWER CRANE
SYT315 (T7530-16)**

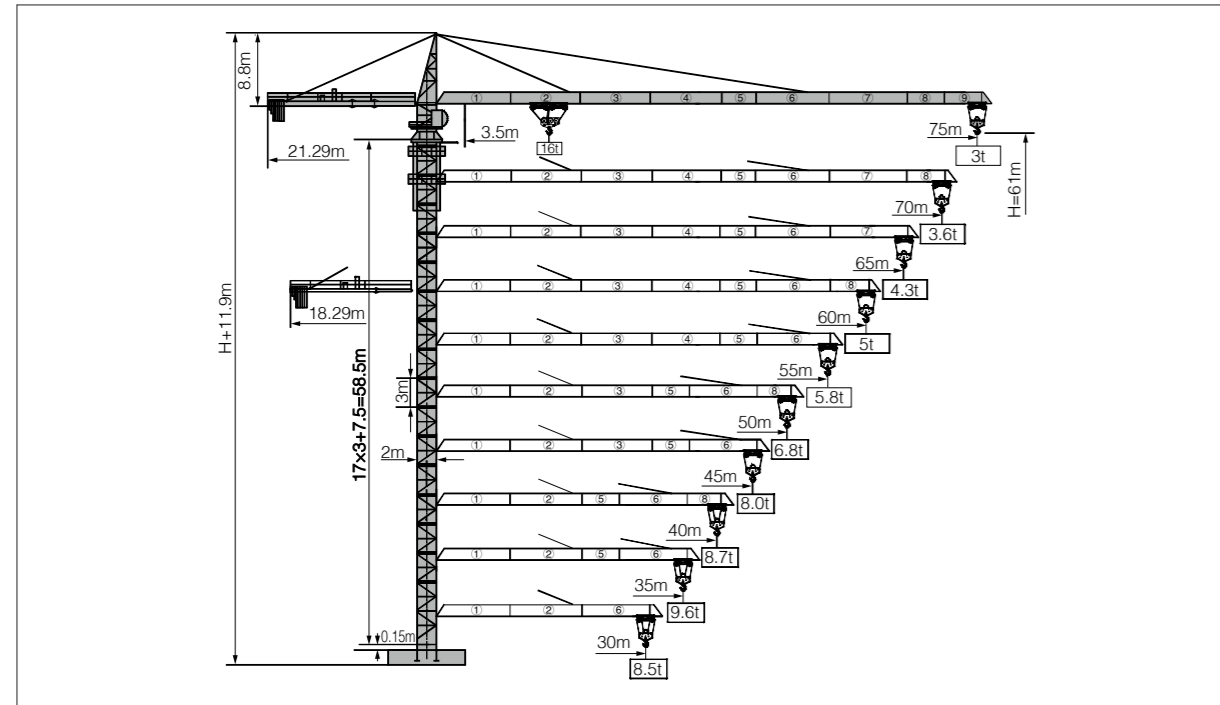
SANY HEAVY INDUSTRY CO.,LTD.

Address: SANY Industrial Park, Economic and Technological Development Zone,
Changsha, Hunan, China.
Service Hotline: +0086-4006-098-318
Email: crd@sany.com.cn
For more information, please visit: www.sanygroup.com

For our consistent improvement in technology, specifications may change without notice.
The machines illustrated may show optional equipment which can be supplied at additional cost.

Distributed By:

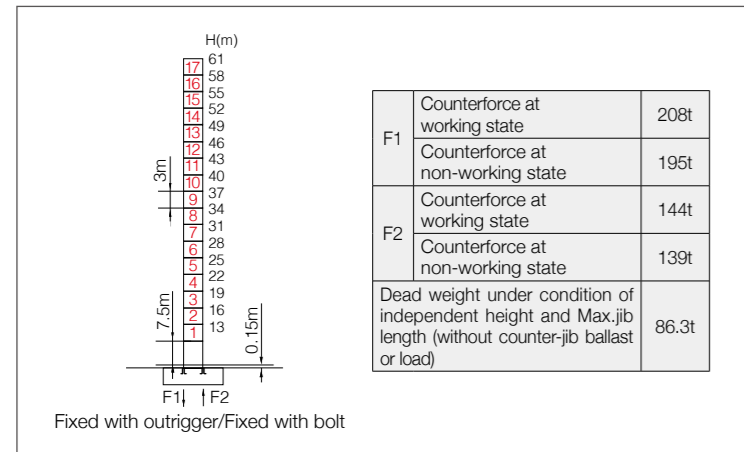
Jib Length & Tip Load



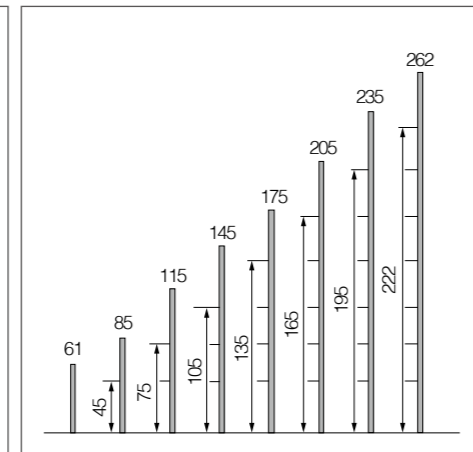
Counter-jib Ballast

Jib length (m)	Counter-jib length (m)	Weight of counter-jib ballast (kg)	4300kg Counter-jib ballast(block)	2650kg Counter-jib ballast(block)	1700kg Counter-jib ballast(block)
75	21.3	25850	5	1	1
70	21.3	24150	5	1	0
65	21.3	23200	5	0	1
60	18.3	25850	5	1	1
55	18.3	24150	5	1	0
50	18.3	21500	5	0	0
45	18.3	19850	4	1	0
40	18.3	17200	4	0	0
35	18.3	14600	3	0	1
30	18.3	8600	2	0	0

Masts



Anchorage

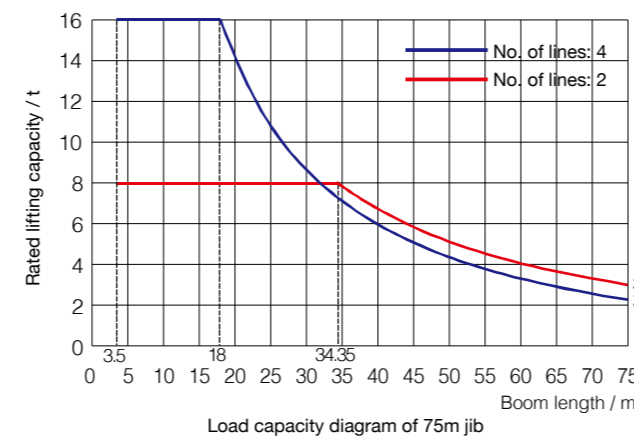


Load diagrams

Range	Max. lifting capacity	18	20	23	25	28	30	33	35	37	40	43	45
75m	3.5~34.35m/8t				8.00				7.83	7.33	6.68	6.13	5.80
	3.5~18.00m/16t	16.00	14.12	11.94	10.79	9.39	8.61	7.63	7.07	6.57	5.93	5.37	5.04
70m	3.5~36.65m/8t				8.00				7.91	7.22	6.62	6.27	
	3.5~19.17m/16t	16.00	15.22	12.89	11.66	10.16	9.33	8.28	7.69	7.15	6.46	5.87	5.52
65m	3.5~38.99m/8t				8.00				7.76	7.13	6.76		
	3.5~20.36m/16t	16.00	16.00	13.86	12.55	10.95	10.06	8.95	8.31	7.75	7.01	6.37	6.00
60m	3.5~40.55m/8t				8.00				7.47	7.08			
	3.5~21.16m/16t	16.00	16.00	14.51	13.14	11.48	10.56	9.39	8.73	8.14	7.37	6.71	6.32
55m	3.5~41.95m/8t				8.00				7.77	7.37			
	3.5~21.87m/16t	16.00	16.00	15.09	13.67	11.95	11.00	9.79	9.10	8.50	7.70	7.02	6.61
50m	3.5~43.54m/8t				8.00				7.70	7.30			
	3.5~22.68m/16t	16.00	16.00	15.74	14.28	12.48	11.49	10.24	9.53	8.90	8.07	7.36	6.94
45m	3.5~45.00m/8t				8.00								
	3.5~23.89m/16t	16.00	16.00	16.00	15.17	13.28	12.23	10.91	10.16	9.49	8.62	7.87	7.43
40m	3.5~40.00m/8t				8.00								
	3.5~24.12m/16t	16.00	16.00	16.00	15.35	13.44	12.38	11.05	10.29	9.61	8.73		
35m	3.5~35.00m/8t				8.00								
	3.5~22.82m/16t	16.00	16.00	16.00	14.37	12.57	11.58	10.32	9.60				
30m	3.5~30.00m/8t				8.00								
	3.5~17.82m/16t	15.81	13.95	11.80	10.66	9.27	8.50						

Range	Max. lifting capacity	48	50	53	55	58	60	63	65	68	70	72	75
75m	3.5~34.35m/8t	5.36	5.09	4.74	4.52	4.22	4.04	3.79	3.64	3.43	3.30	3.17	3.00
	3.5~18.00m/16t	4.60	4.34	3.98	3.76	3.47	3.29	3.04	2.89	2.67	2.54	2.42	2.24
70m	3.5~36.65m/8t	5.80	5.52	5.14	4.91	4.59	4.40	4.13	3.97	3.74	3.60		
	3.5~19.17m/16t	5.05	4.76	4.38	4.15	3.83	3.64	3.38	3.21	2.98	2.84		
65m	3.5~38.99m/8t	6.25	5.95	5.55	5.30	4.96	4.76	4.47	4.30				
	3.5~20.36m/16t	5.50	5.20	4.79	4.54	4.21	4.00	3.72	3.54				
60m	3.5~40.55m/8t	6.56	6.25	5.82	5.57	5.21	5.00						
	3.5~21.16m/16t	5.80	5.49	5.07	4.81	4.46	4.24						
55m	3.5~41.95m/8t	6.83	6.50	6.07	5.80								
	3.5~21.87m/16t	6.07	5.75	5.31	5.04								
50m	3.5~43.54m/8t	7.14	6.80										
	3.5~22.68m/16t	6.38	6.04										

Load Capacity Diagram



Transmission Mechanism

	Model	Power	Speed
Slewing	SHJ120A7.5TP SHJ120A7.5TPF	2x7.5kW	0 ~ 0.75r/min
Luffing	SXJ11.75P	11kW	0 ~ 100m/min
Lifting	65QP40	65kW	0 ~ 80m/min
Power voltage	380V(±10%)	Power frequency	50Hz

Note: if working rope capacity is greater than 630m, please contact manufacturer.

Packing List

No.	Name	Shape	L(m)	B(m)	H(m)	Weight of single piece (t)	Qty.
1	Jib systemI		10.22	1.96	1.73	2.55	1
2	Jib systemII		10.21	1.70	1.67	1.77	1
3	Jib systemIII		10.21	1.70	1.62	1.44	1
4	Jib systemIV		10.21	1.70	1.62	1.42	1
5	Jib systemV		5.21	1.70	1.62	0.72	1
6	Jib systemVI		10.21	1.70	1.65	1.42	1
7	Jib systemVII		10.21	1.70	1.60	1.20	1
8	Jib systemVIII		5.21	1.70	1.60	0.53	1
9	Jib systemIX		5.21	1.70	1.60	0.52	1
10	Jib systemX		0.97	1.88	1.80	0.17	1
11	Tower cap		8.78	1.87	2.57	2.90	1
12	Slewing mast		2.27	1.96	3.04	2.67	1
13	Hook		1.65	0.27	1.83	0.54	1
14	Climbing frame		7.67	2.79	2.62	5.07	1
15	Slewing assembly		2.62	2.62	2.52	5.81	1
16	Luffing dolly		3.28	1.91	1.00	0.79	1
17	Counter-jib sectionI		7.48	1.80	0.86	1.83	1
18	Counter-jib sectionII		3.24	1.80	0.86	0.88	1
19	Counter-jib sectionIII		10.13	1.80	0.86	2.40	1
20	Cab		1.85	1.20	2.20	0.40	1
21	Basic section		7.81	2.10	2.11	5.39	1
22	Strengthen section		3.53	2.21	0.70	1.95	2
23	Standard section		3.53	2.21	0.70	1.78	15
24	Lifting mechanism		3.24	2.25	1.65	3.20	1